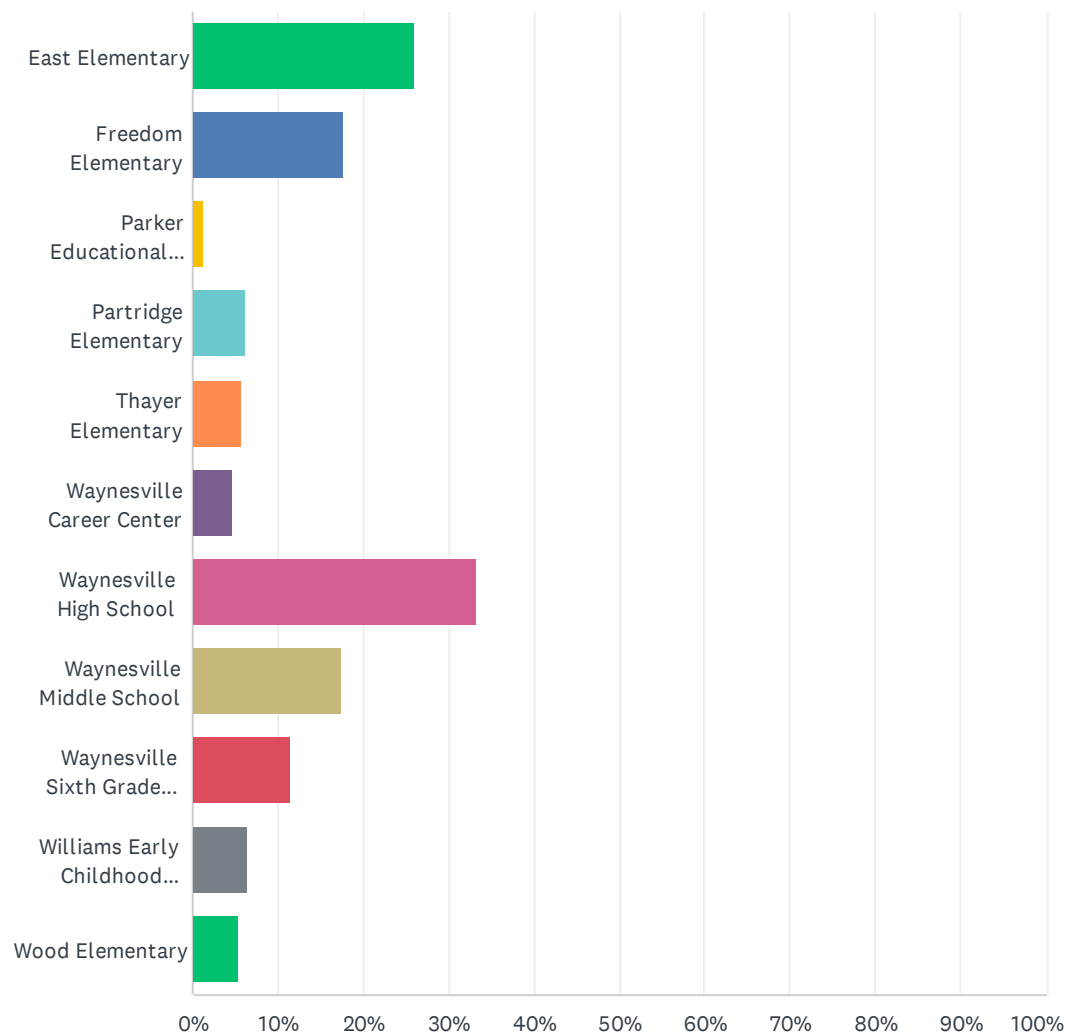


## Q1 My child/children attend(s) (select all that apply)

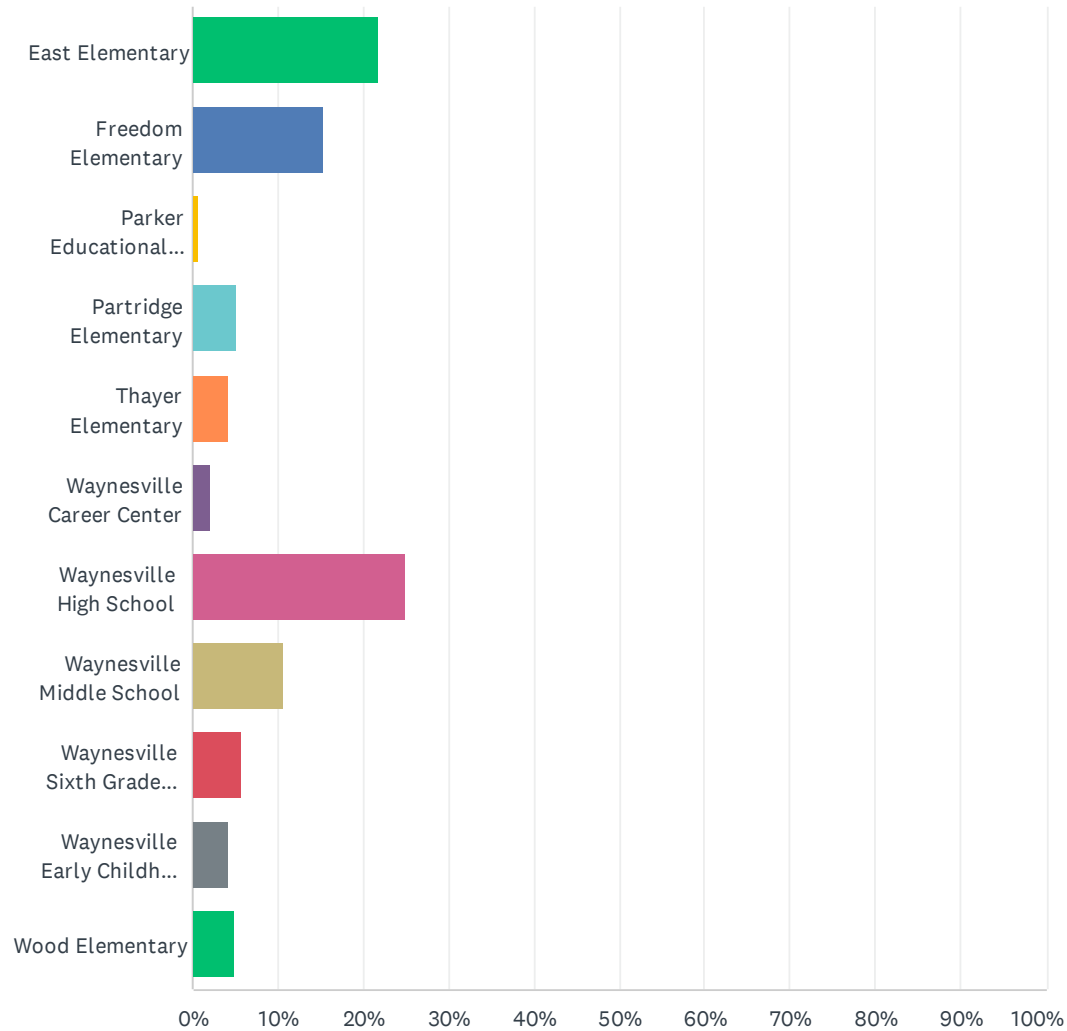
Answered: 719 Skipped: 0



ANSWER CHOICES	RESPONSES	
East Elementary	26.01%	187
Freedom Elementary	17.66%	127
Parker Educational Center	1.25%	9
Partridge Elementary	6.26%	45
Thayer Elementary	5.70%	41
Waynesville Career Center	4.73%	34
Waynesville High School	33.24%	239
Waynesville Middle School	17.52%	126
Waynesville Sixth Grade Center	11.54%	83
Williams Early Childhood Center	6.40%	46
Wood Elementary	5.42%	39
Total Respondents: 719		

## Q2 Which building will you be evaluating for the purposes of this survey? (Please select one)

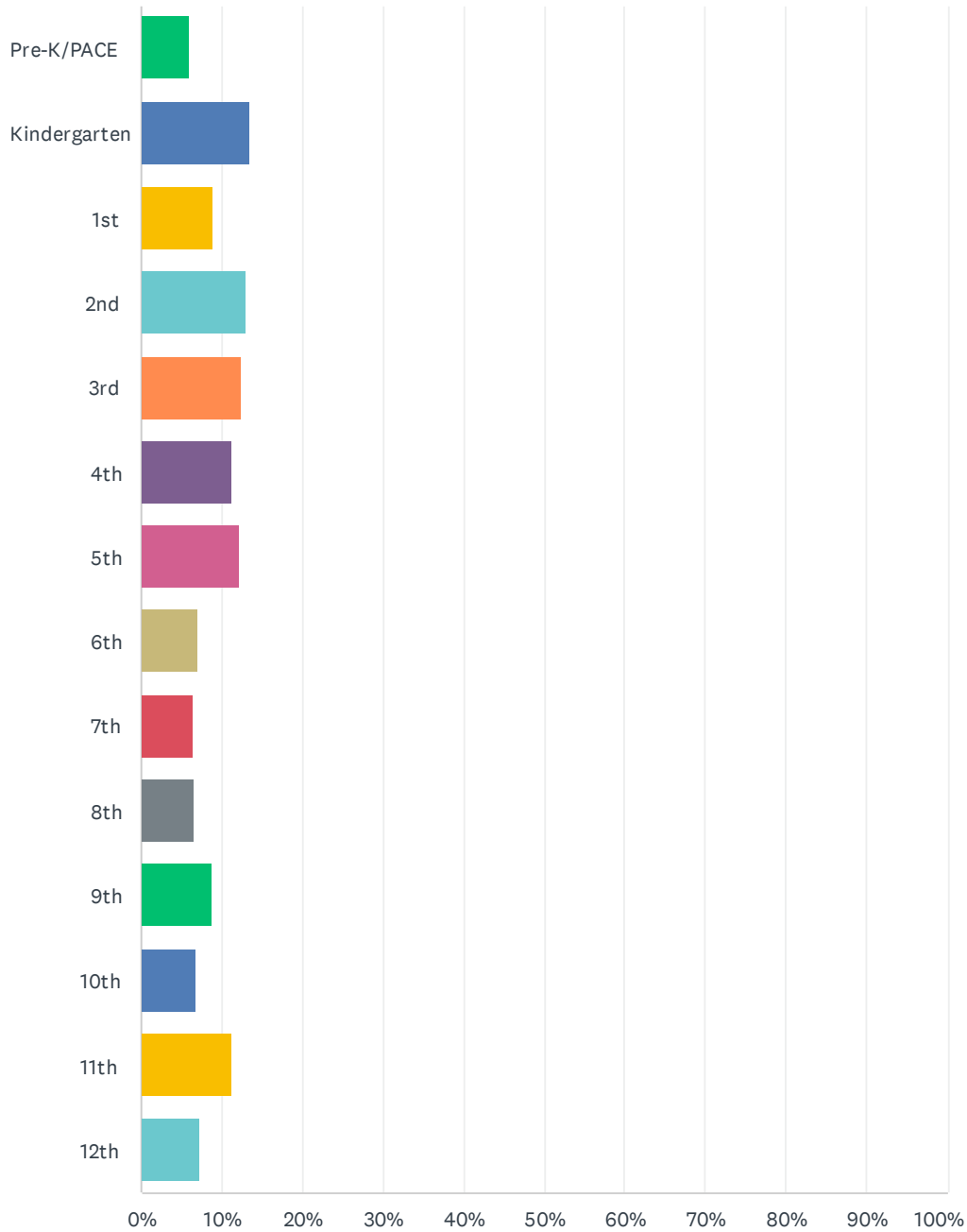
Answered: 719 Skipped: 0



ANSWER CHOICES	RESPONSES	
East Elementary	21.84%	157
Freedom Elementary	15.44%	111
Parker Educational Center	0.70%	5
Partridge Elementary	5.15%	37
Thayer Elementary	4.17%	30
Waynesville Career Center	2.23%	16
Waynesville High School	24.90%	179
Waynesville Middle School	10.71%	77
Waynesville Sixth Grade Center	5.70%	41
Waynesville Early Childhood Center	4.31%	31
Wood Elementary	4.87%	35
TOTAL		719

### Q3 I have a child/children in the following grade(s) in this building. (Select all that apply)

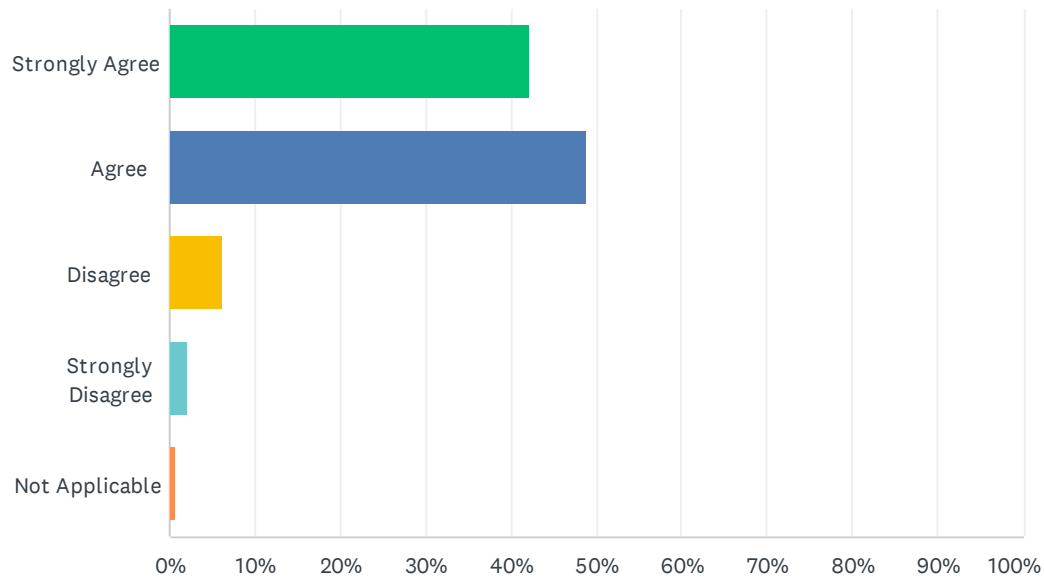
Answered: 719 Skipped: 0



ANSWER CHOICES	RESPONSES	
Pre-K/PACE	5.98%	43
Kindergarten	13.35%	96
1st	8.90%	64
2nd	13.07%	94
3rd	12.38%	89
4th	11.27%	81
5th	12.10%	87
6th	7.09%	51
7th	6.40%	46
8th	6.68%	48
9th	8.76%	63
10th	6.82%	49
11th	11.27%	81
12th	7.23%	52
Total Respondents: 719		

## Q4 My child receives the educational support they need.

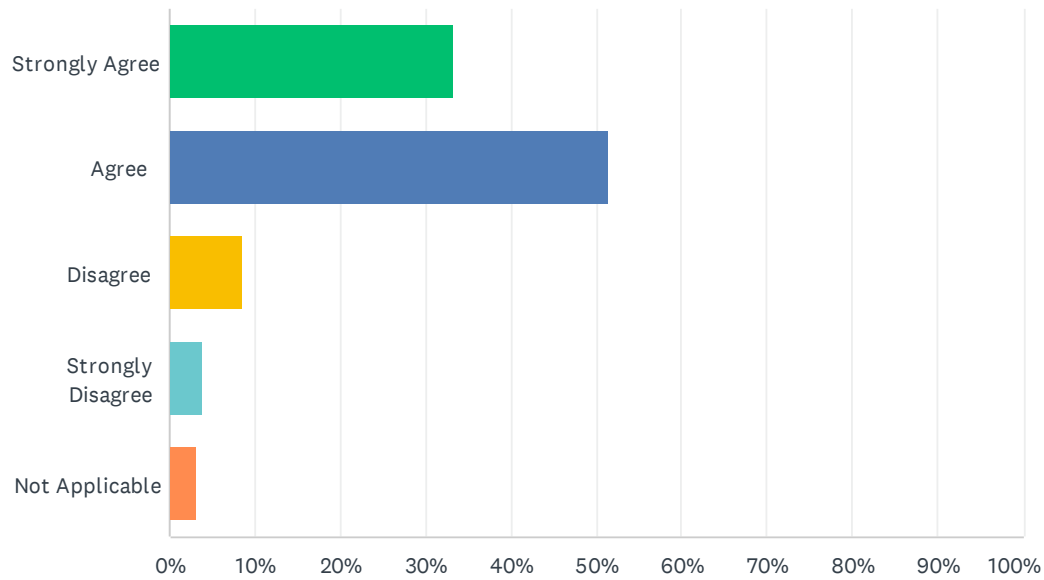
Answered: 719 Skipped: 0



ANSWER CHOICES	RESPONSES	
Strongly Agree	42.14%	303
Agree	48.82%	351
Disagree	6.26%	45
Strongly Disagree	2.09%	15
Not Applicable	0.70%	5
TOTAL		719

## Q5 My child's opinions are valued by teachers.

Answered: 719 Skipped: 0

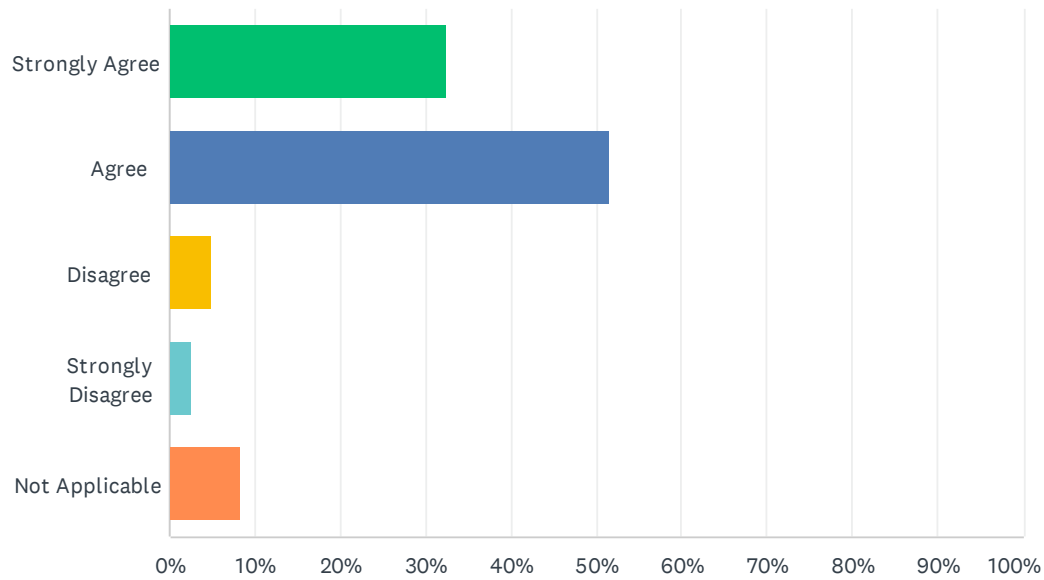


ANSWER CHOICES	RESPONSES	
Strongly Agree	33.24%	239
Agree	51.32%	369
Disagree	8.48%	61
Strongly Disagree	3.76%	27
Not Applicable	3.20%	23
TOTAL		719



## Q6 My child has been taught in school about respect for other cultures.

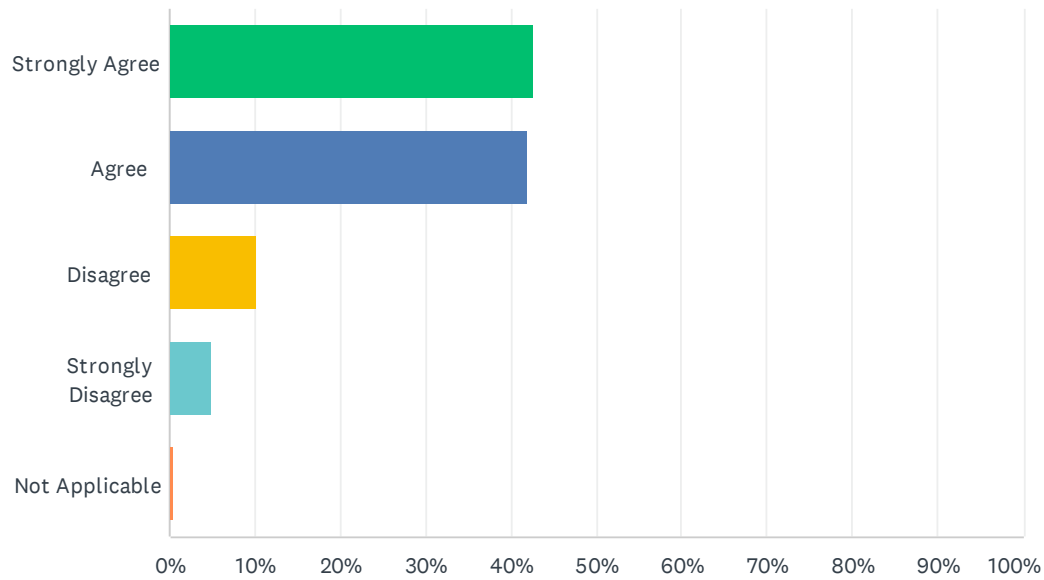
Answered: 719 Skipped: 0



ANSWER CHOICES	RESPONSES	
Strongly Agree	32.41%	233
Agree	51.60%	371
Disagree	5.01%	36
Strongly Disagree	2.64%	19
Not Applicable	8.34%	60
TOTAL		719

## Q7 My child likes attending this school.

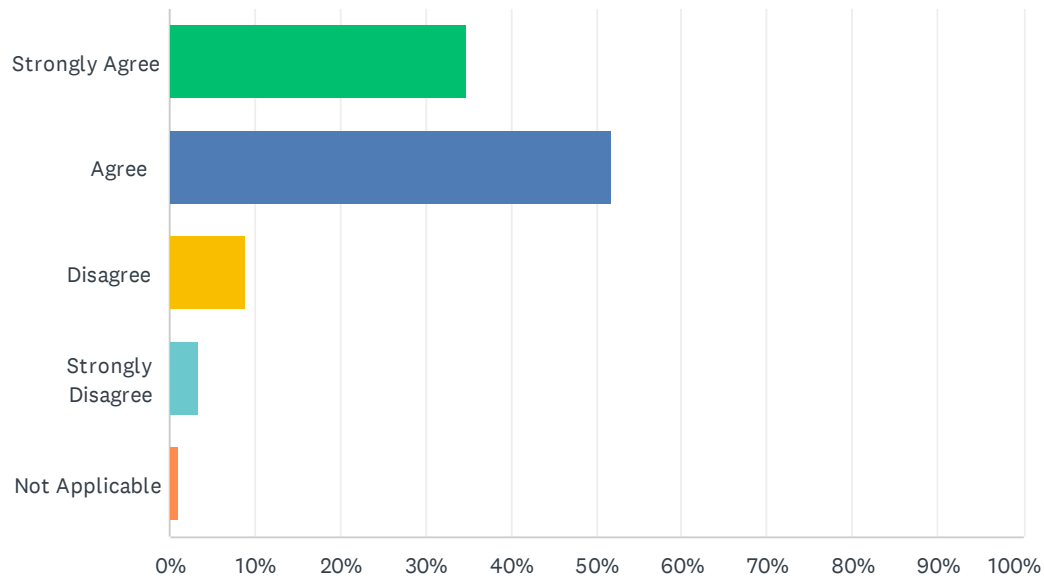
Answered: 719 Skipped: 0



ANSWER CHOICES	RESPONSES	
Strongly Agree	42.56%	306
Agree	42.00%	302
Disagree	10.15%	73
Strongly Disagree	4.87%	35
Not Applicable	0.42%	3
TOTAL		719

## Q8 My child is treated fairly at school.

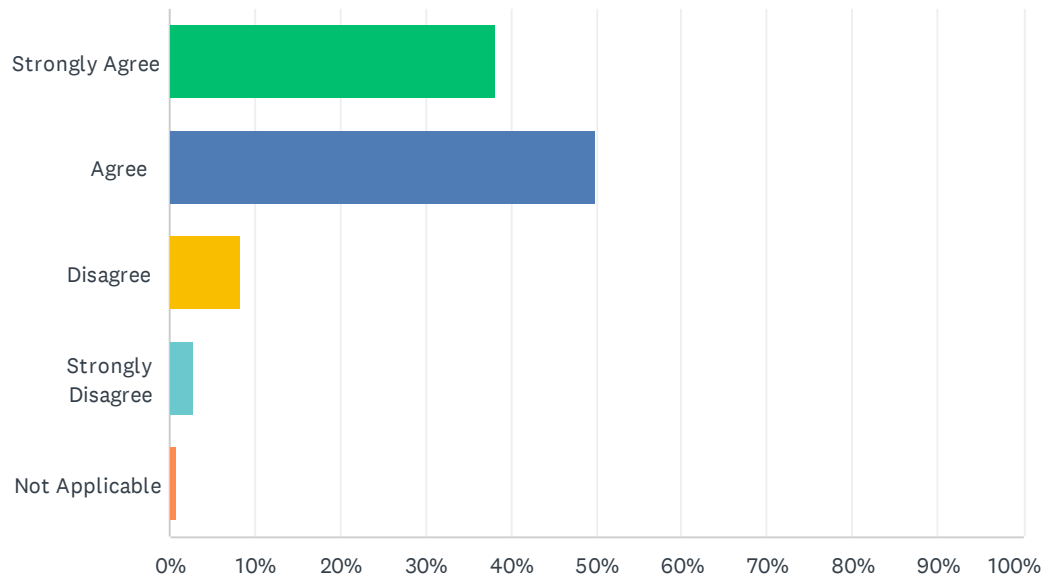
Answered: 719 Skipped: 0



ANSWER CHOICES	RESPONSES	
Strongly Agree	34.77%	250
Agree	51.74%	372
Disagree	9.04%	65
Strongly Disagree	3.48%	25
Not Applicable	0.97%	7
TOTAL		719

## Q9 My child feels physically safe at this school.

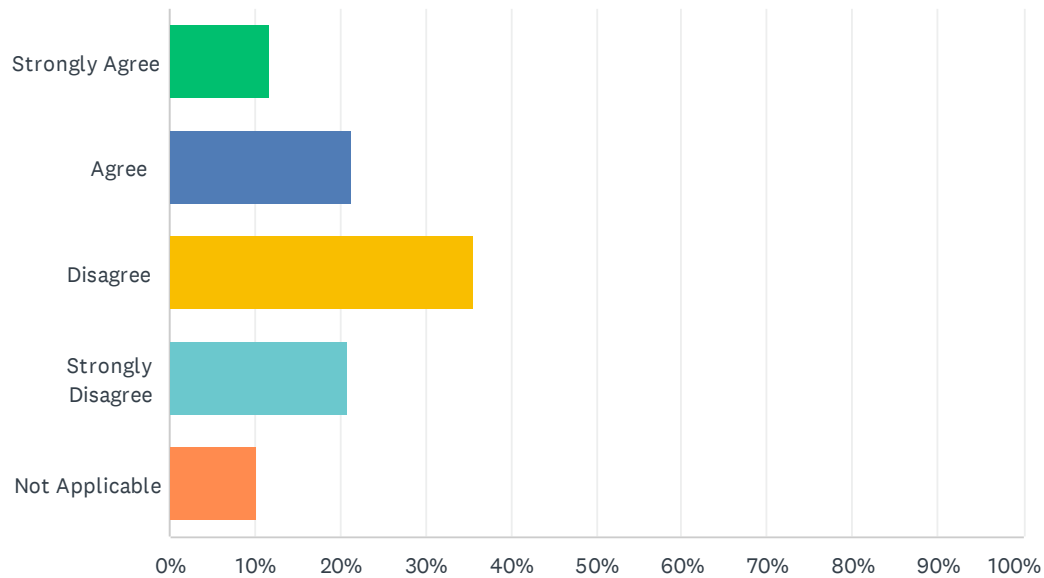
Answered: 719 Skipped: 0



ANSWER CHOICES	RESPONSES	
Strongly Agree	38.25%	275
Agree	49.79%	358
Disagree	8.34%	60
Strongly Disagree	2.78%	20
Not Applicable	0.83%	6
TOTAL		719

## Q10 My child has been teased or bullied at school this year.

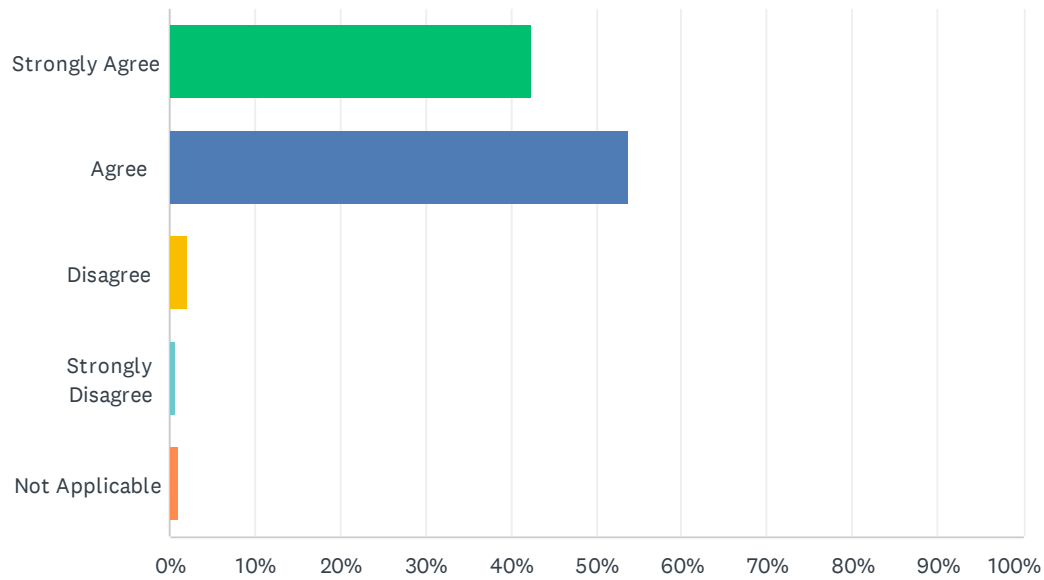
Answered: 719 Skipped: 0



ANSWER CHOICES	RESPONSES	
Strongly Agree	11.68%	84
Agree	21.42%	154
Disagree	35.61%	256
Strongly Disagree	21.00%	151
Not Applicable	10.29%	74
TOTAL		719

## Q11 My child's school building is in good condition.

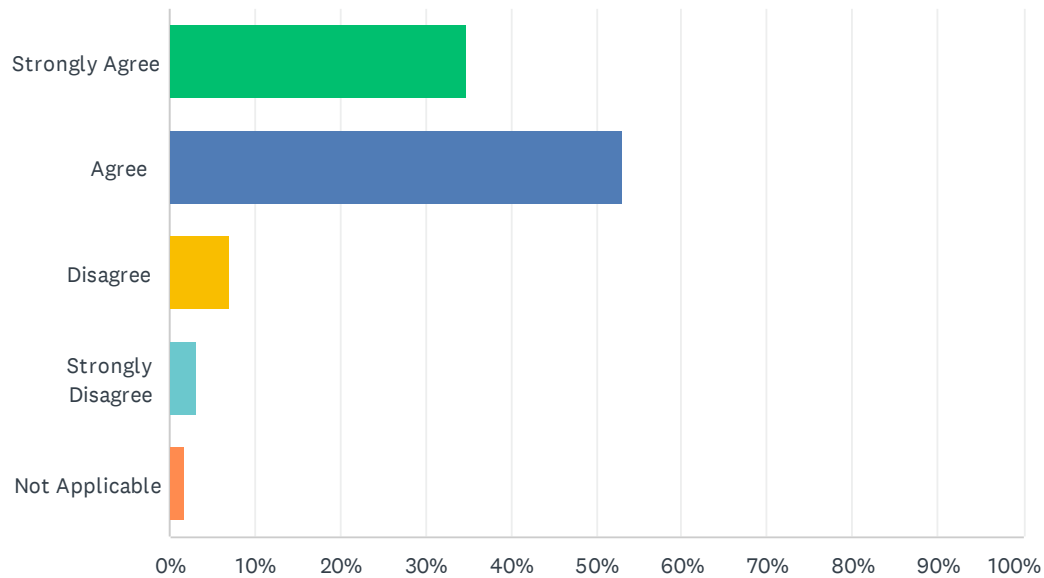
Answered: 719 Skipped: 0



ANSWER CHOICES	RESPONSES	
Strongly Agree	42.42%	305
Agree	53.69%	386
Disagree	2.23%	16
Strongly Disagree	0.70%	5
Not Applicable	0.97%	7
TOTAL		719

## Q12 If my child has a problem, there is someone at school who can help.

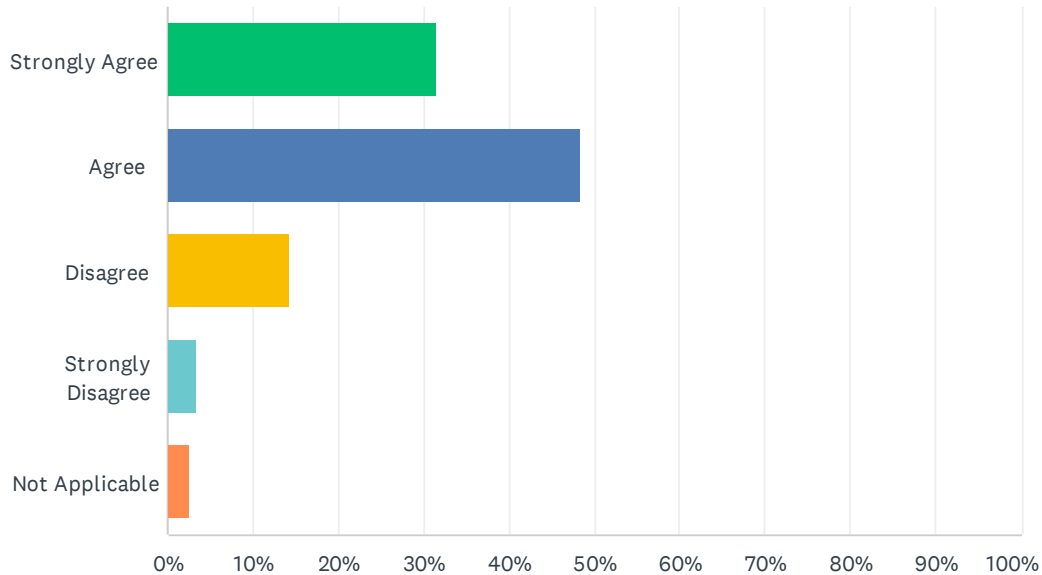
Answered: 719 Skipped: 0



ANSWER CHOICES		RESPONSES	
Strongly Agree		34.77%	250
Agree		53.13%	382
Disagree		7.09%	51
Strongly Disagree		3.20%	23
Not Applicable		1.81%	13
TOTAL			719

## Q13 I receive communication about the school system's progress toward meeting its goals.

Answered: 719 Skipped: 0

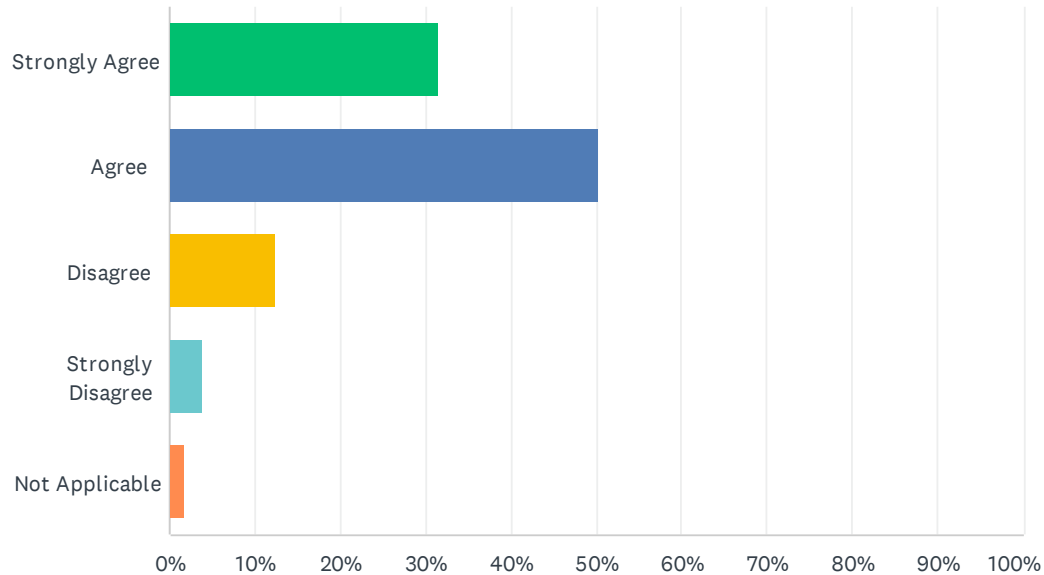


ANSWER CHOICES	RESPONSES	
Strongly Agree	31.57%	227
Agree	48.40%	348
Disagree	14.19%	102
Strongly Disagree	3.34%	24
Not Applicable	2.50%	18
TOTAL		719



## Q14 I receive information about the educational services available to my child at school.

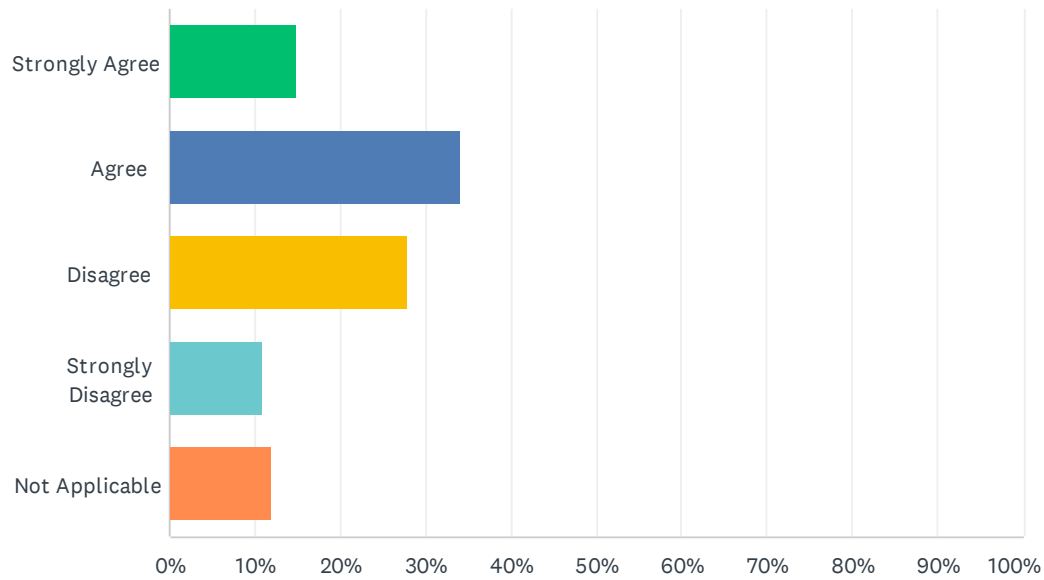
Answered: 719 Skipped: 0



ANSWER CHOICES	RESPONSES	
Strongly Agree	31.57%	227
Agree	50.35%	362
Disagree	12.38%	89
Strongly Disagree	3.89%	28
Not Applicable	1.81%	13
TOTAL		719

## Q15 I am asked for input about school decisions.

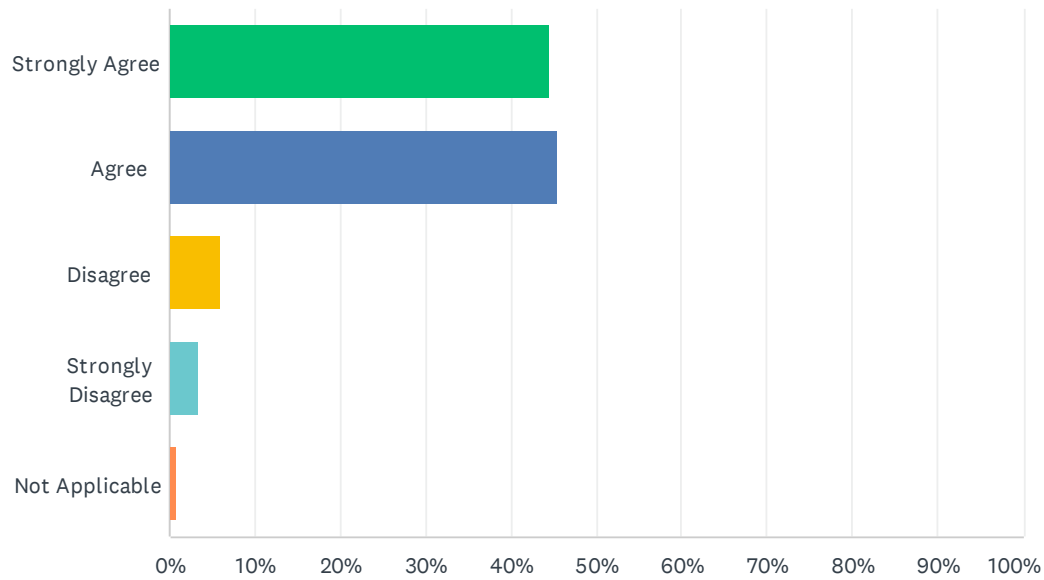
Answered: 719 Skipped: 0



ANSWER CHOICES	RESPONSES	
Strongly Agree	15.02%	108
Agree	34.21%	246
Disagree	27.96%	201
Strongly Disagree	10.85%	78
Not Applicable	11.96%	86
TOTAL		719

## Q16 I am comfortable talking to teachers at this school.

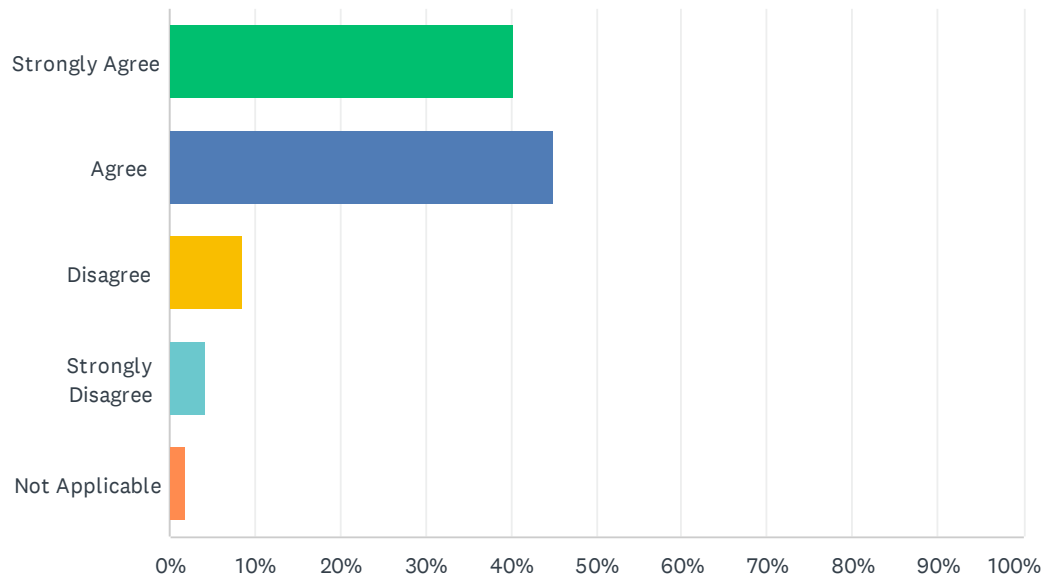
Answered: 719 Skipped: 0



ANSWER CHOICES	RESPONSES	
Strongly Agree	44.51%	320
Agree	45.34%	326
Disagree	5.98%	43
Strongly Disagree	3.34%	24
Not Applicable	0.83%	6
TOTAL		719

## Q17 I feel welcome at this school.

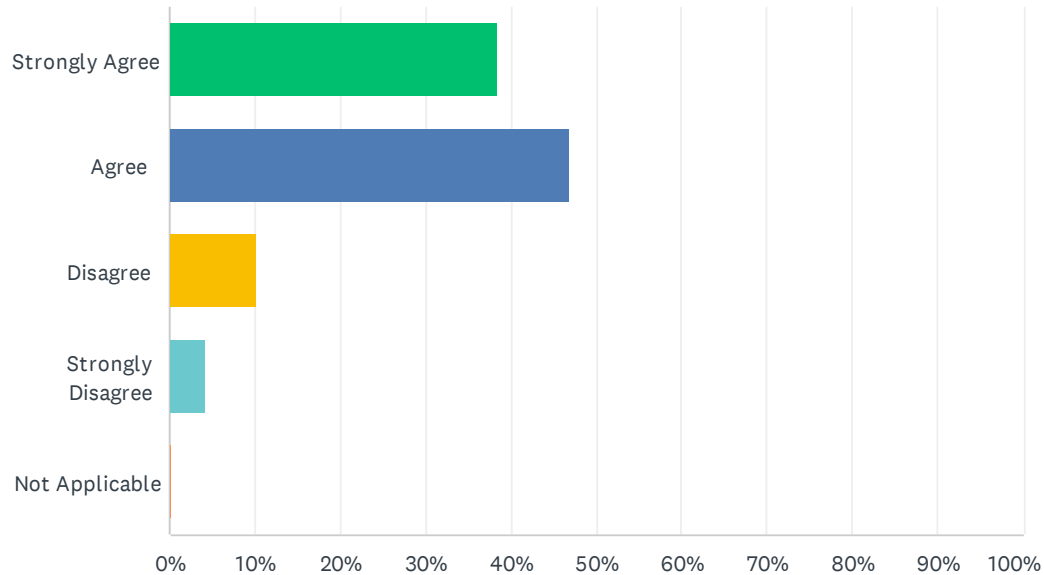
Answered: 719 Skipped: 0



ANSWER CHOICES	RESPONSES	
Strongly Agree	40.33%	290
Agree	44.92%	323
Disagree	8.62%	62
Strongly Disagree	4.17%	30
Not Applicable	1.95%	14
TOTAL		719

## Q18 I know who to contact or where to find contact information if I have questions or concerns about safety at my child's school.

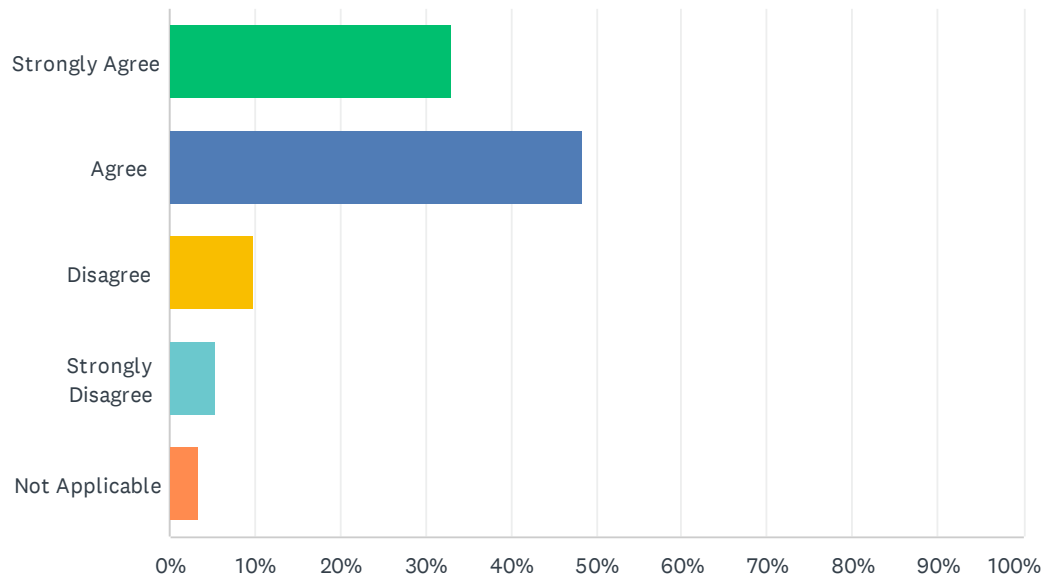
Answered: 719 Skipped: 0



ANSWER CHOICES	RESPONSES	
Strongly Agree	38.39%	276
Agree	47.01%	338
Disagree	10.29%	74
Strongly Disagree	4.17%	30
Not Applicable	0.14%	1
TOTAL		719

## Q19 This school sets high expectations for all students.

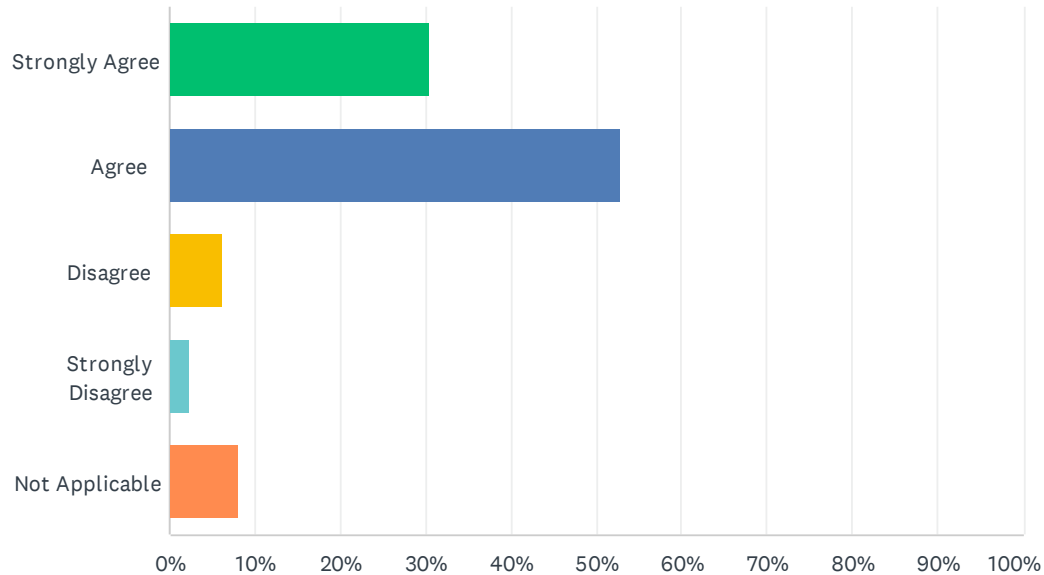
Answered: 719 Skipped: 0



ANSWER CHOICES	RESPONSES	
Strongly Agree	33.10%	238
Agree	48.40%	348
Disagree	9.74%	70
Strongly Disagree	5.42%	39
Not Applicable	3.34%	24
TOTAL		719

## Q20 This school has programs for my child's talents, gifts, or special needs.

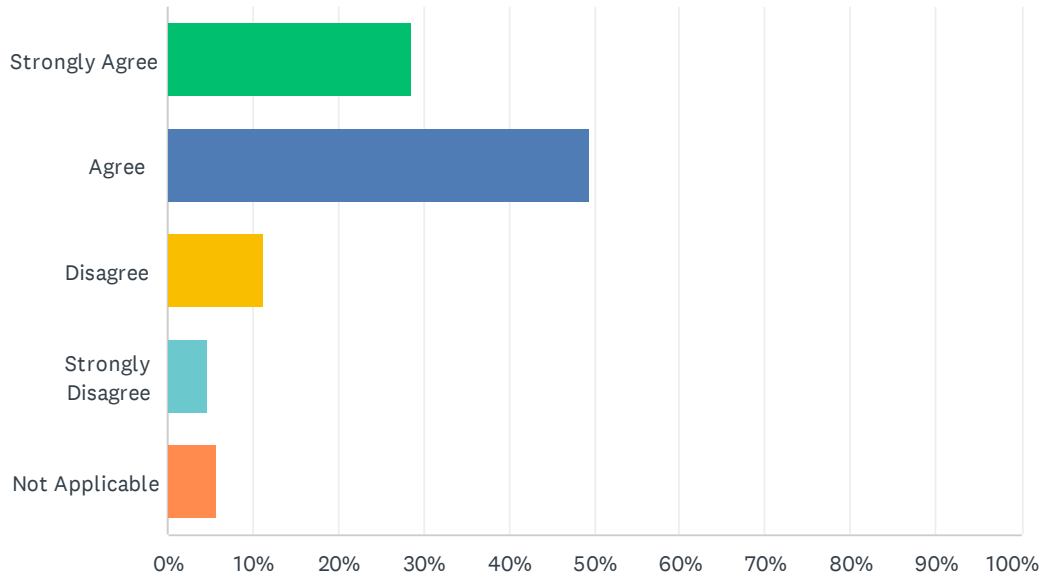
Answered: 719 Skipped: 0



ANSWER CHOICES	RESPONSES	
Strongly Agree	30.46%	219
Agree	52.85%	380
Disagree	6.26%	45
Strongly Disagree	2.36%	17
Not Applicable	8.07%	58
TOTAL		719

## Q21 This school has programs that develop my child's self-control, responsibility, problem solving, and respect for others.

Answered: 719 Skipped: 0

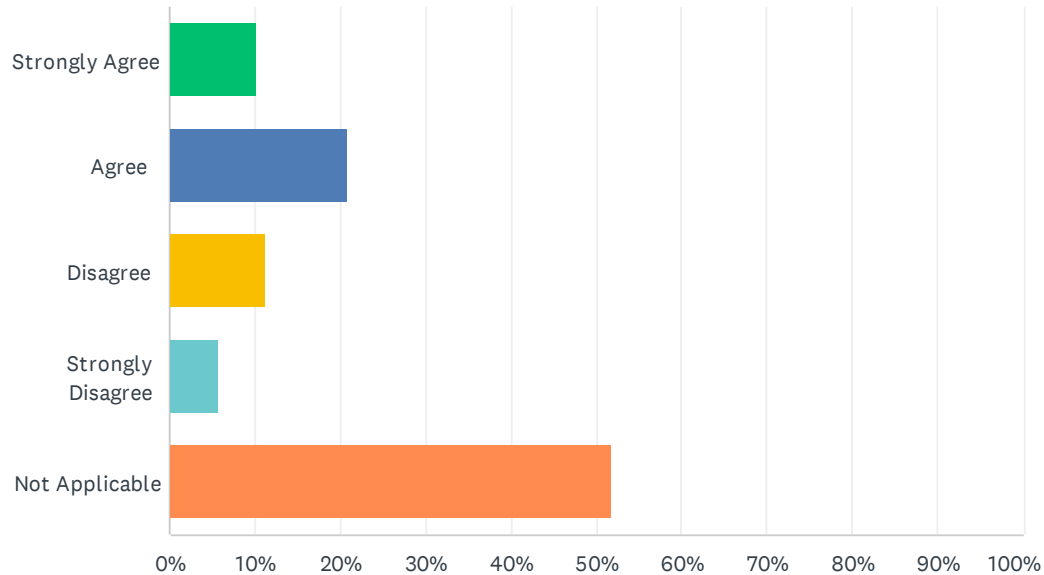


ANSWER CHOICES	RESPONSES	
Strongly Agree	28.65%	206
Agree	49.37%	355
Disagree	11.40%	82
Strongly Disagree	4.73%	34
Not Applicable	5.84%	42
TOTAL		719



## Q22 There are programs available for the birth through pre-kindergarten population.

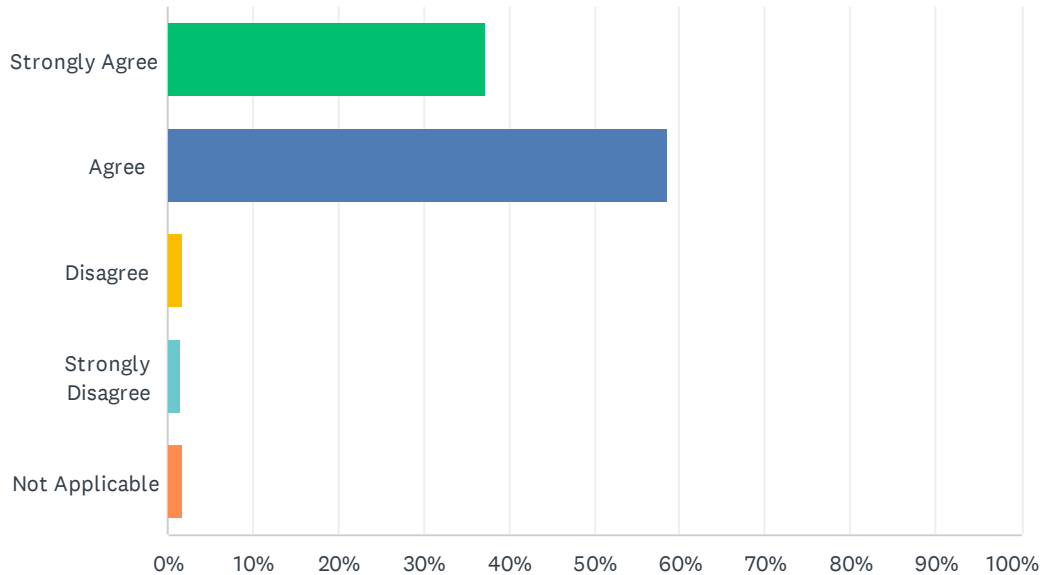
Answered: 719 Skipped: 0



ANSWER CHOICES	RESPONSES	
Strongly Agree	10.29%	74
Agree	20.86%	150
Disagree	11.27%	81
Strongly Disagree	5.84%	42
Not Applicable	51.74%	372
TOTAL		719

## Q23 This school provides the technology (devices, connectivity, support) necessary to promote student learning.

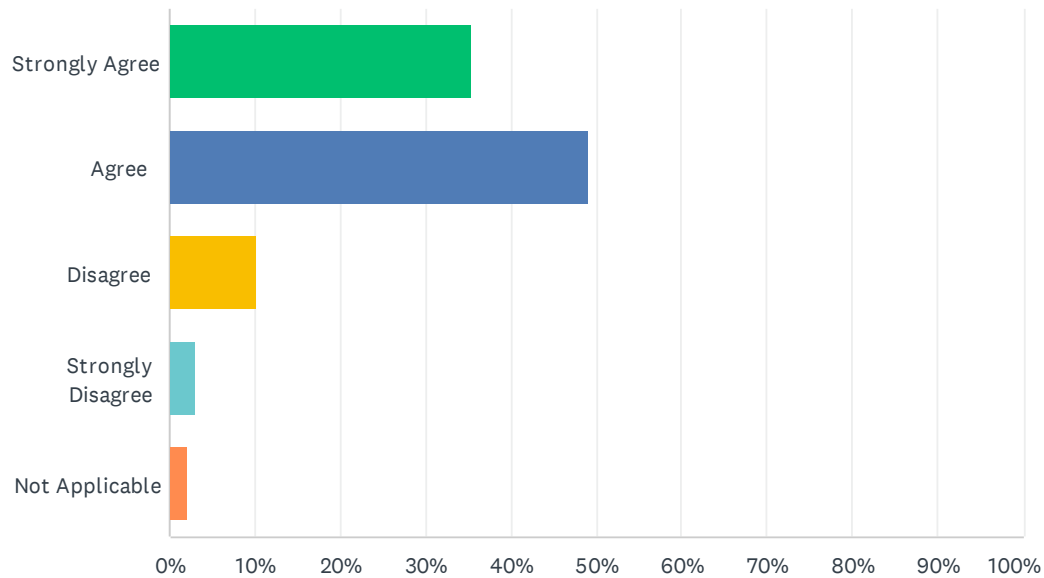
Answered: 719 Skipped: 0



ANSWER CHOICES	RESPONSES	
Strongly Agree	37.27%	268
Agree	58.69%	422
Disagree	1.81%	13
Strongly Disagree	1.39%	10
Not Applicable	1.67%	12
Total Respondents: 719		

## Q24 This school recognizes the accomplishment of my child.

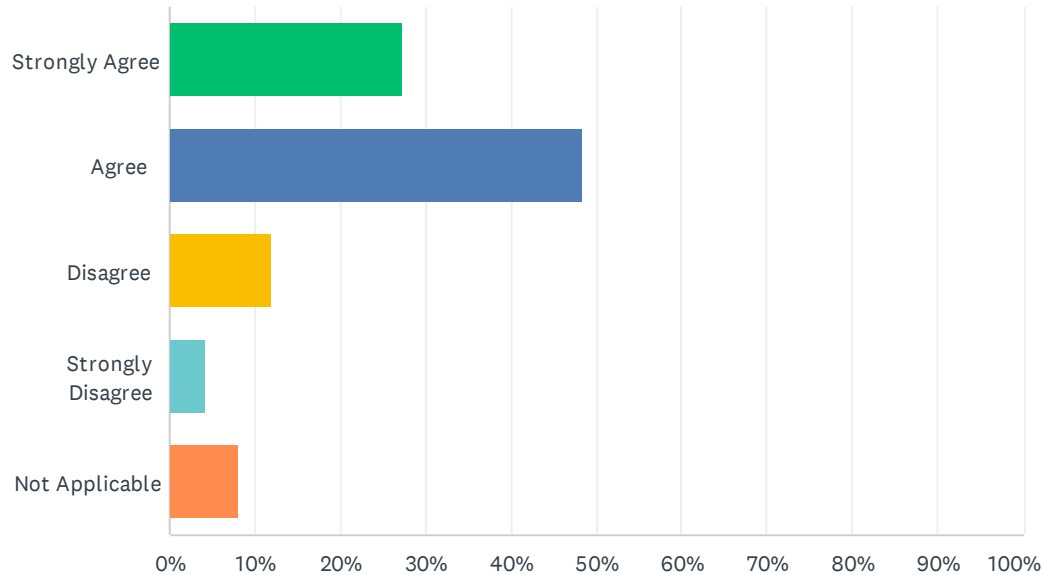
Answered: 719 Skipped: 0



ANSWER CHOICES	RESPONSES	
Strongly Agree	35.33%	254
Agree	49.10%	353
Disagree	10.29%	74
Strongly Disagree	3.06%	22
Not Applicable	2.23%	16
TOTAL		719

## Q25 This school has helped my child establish educational and career goals.

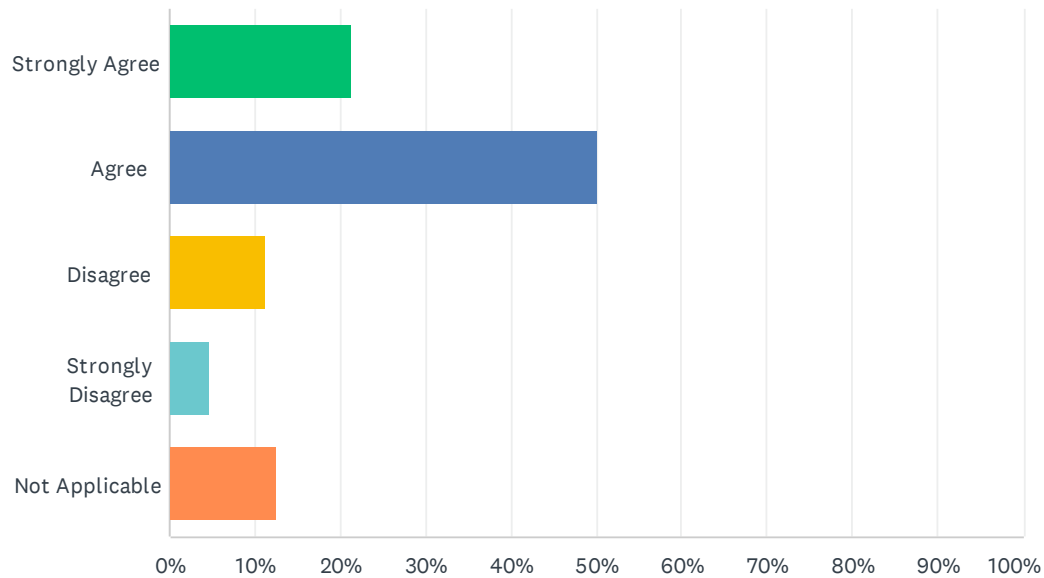
Answered: 719 Skipped: 0



ANSWER CHOICES	RESPONSES	
Strongly Agree	27.26%	196
Agree	48.40%	348
Disagree	11.96%	86
Strongly Disagree	4.31%	31
Not Applicable	8.07%	58
TOTAL		719

## Q26 This school prioritizes closing achievement gaps among students.

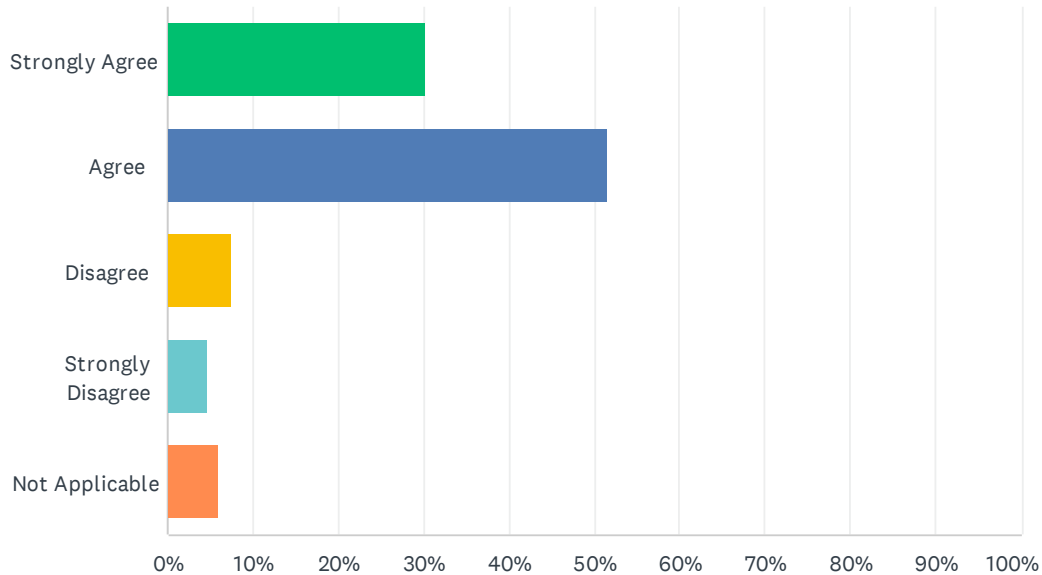
Answered: 719 Skipped: 0



ANSWER CHOICES	RESPONSES	
Strongly Agree	21.28%	153
Agree	50.07%	360
Disagree	11.27%	81
Strongly Disagree	4.73%	34
Not Applicable	12.66%	91
TOTAL		719

## Q27 This school values and respects differences among students and their families.

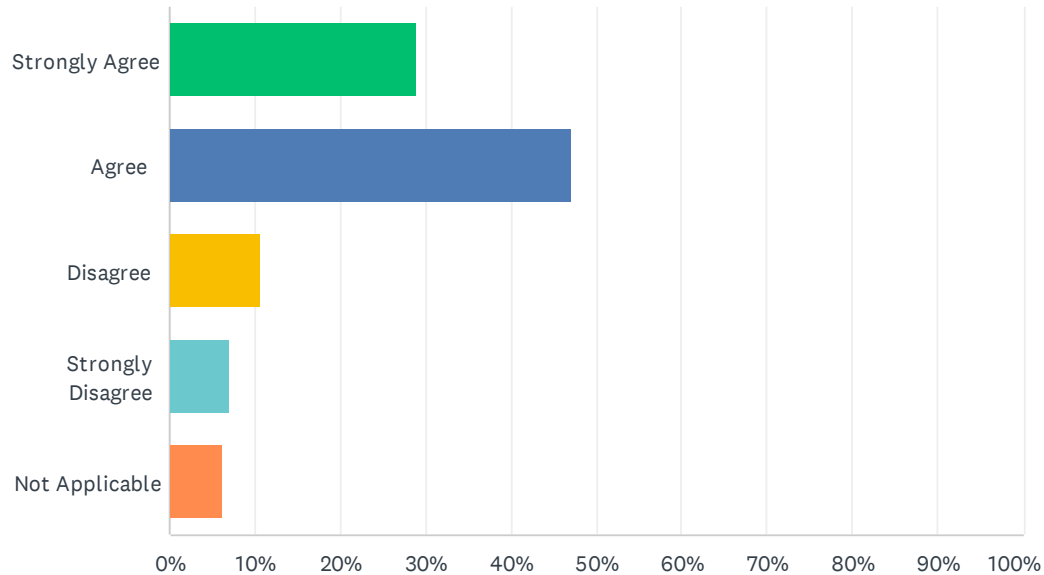
Answered: 719 Skipped: 0



ANSWER CHOICES	RESPONSES	
Strongly Agree	30.32%	218
Agree	51.60%	371
Disagree	7.37%	53
Strongly Disagree	4.73%	34
Not Applicable	5.98%	43
TOTAL		719

## Q28 This school treats all children the same regardless of their background.

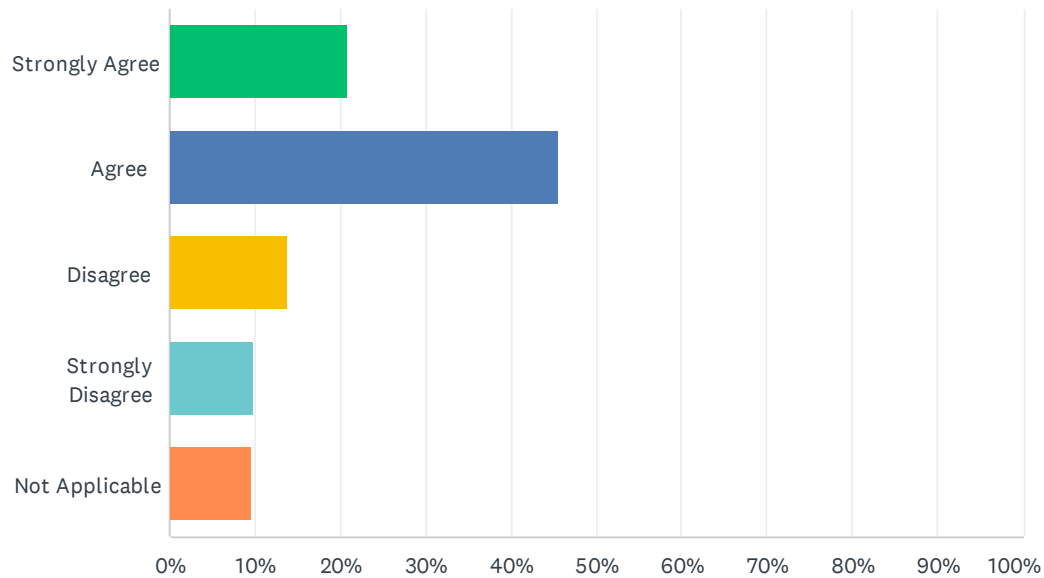
Answered: 719 Skipped: 0



ANSWER CHOICES	RESPONSES	
Strongly Agree	29.07%	209
Agree	47.15%	339
Disagree	10.57%	76
Strongly Disagree	6.95%	50
Not Applicable	6.26%	45
TOTAL		719

## Q29 This school handles student discipline fairly.

Answered: 719 Skipped: 0

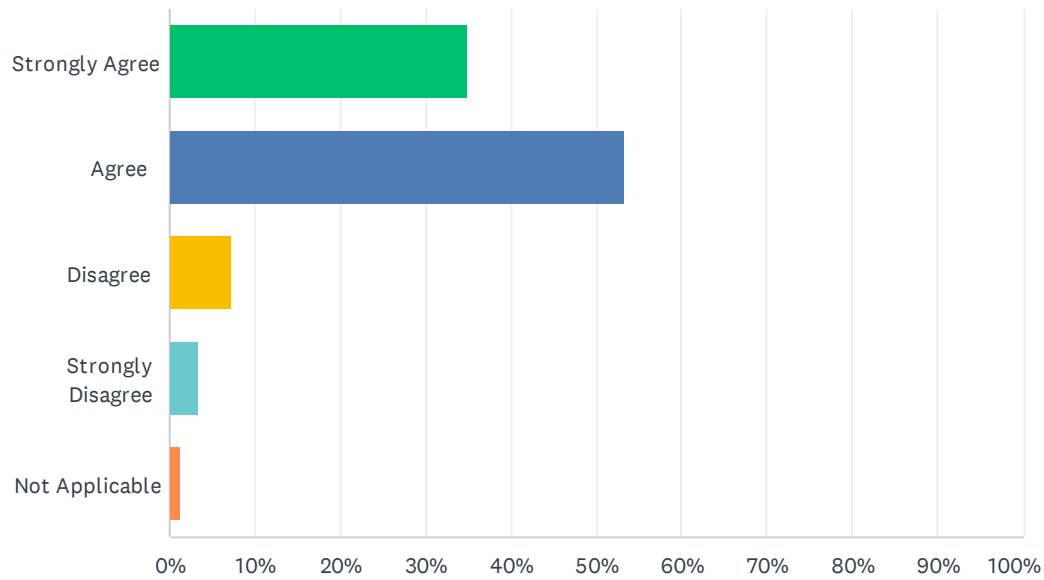


ANSWER CHOICES	RESPONSES	
Strongly Agree	21.00%	151
Agree	45.62%	328
Disagree	13.91%	100
Strongly Disagree	9.87%	71
Not Applicable	9.60%	69
TOTAL		719



## Q30 This school's environment promotes learning.

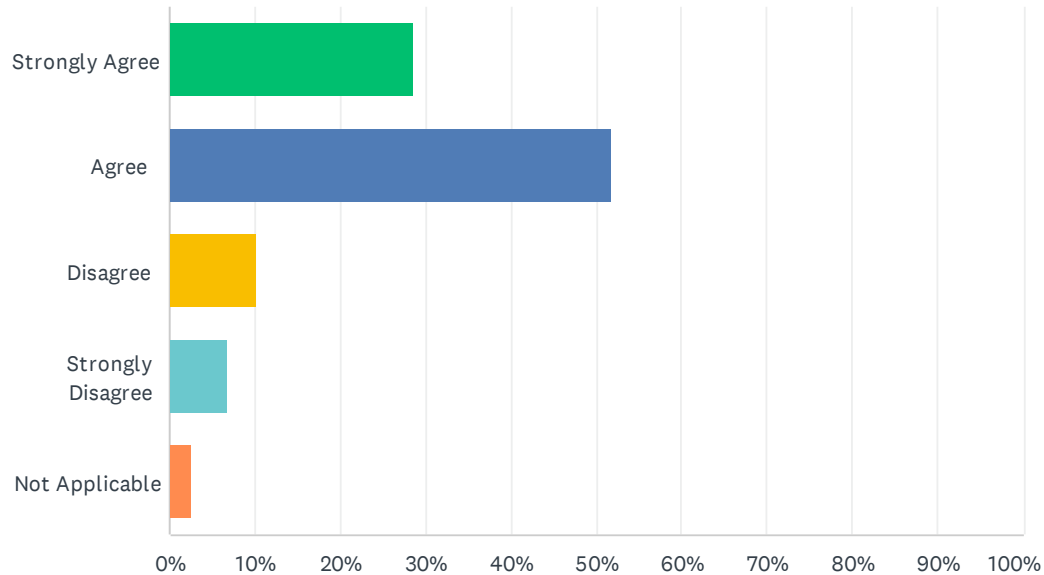
Answered: 719 Skipped: 0



ANSWER CHOICES	RESPONSES	
Strongly Agree	34.91%	251
Agree	53.27%	383
Disagree	7.23%	52
Strongly Disagree	3.34%	24
Not Applicable	1.25%	9
TOTAL		719

## Q31 My child's school promotes an environment of mutual respect among students.

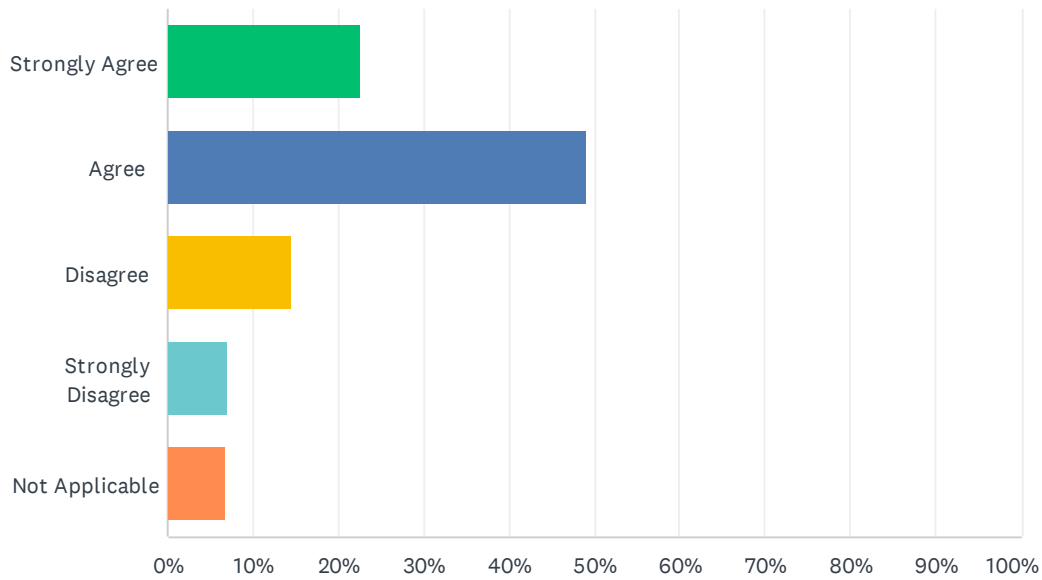
Answered: 719 Skipped: 0



ANSWER CHOICES	RESPONSES	
Strongly Agree	28.51%	205
Agree	51.88%	373
Disagree	10.29%	74
Strongly Disagree	6.82%	49
Not Applicable	2.50%	18
TOTAL		719

## Q32 The school system assures student voices are heard and respected.

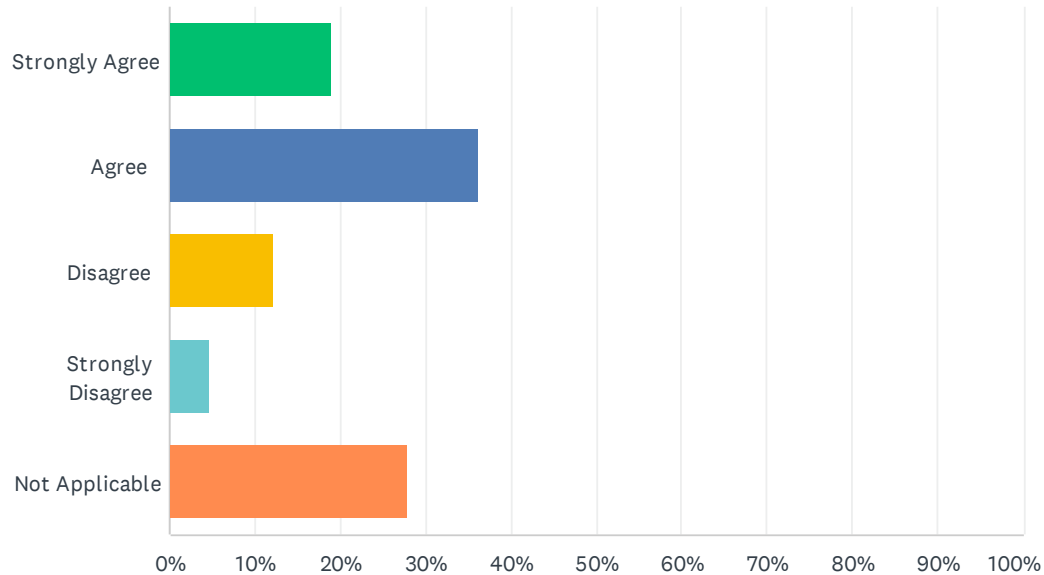
Answered: 719 Skipped: 0



ANSWER CHOICES	RESPONSES	
Strongly Agree	22.53%	162
Agree	48.96%	352
Disagree	14.60%	105
Strongly Disagree	7.09%	51
Not Applicable	6.82%	49
TOTAL		719

### Q33 The school system provides school culture and climate data and reports periodically to all stakeholders.

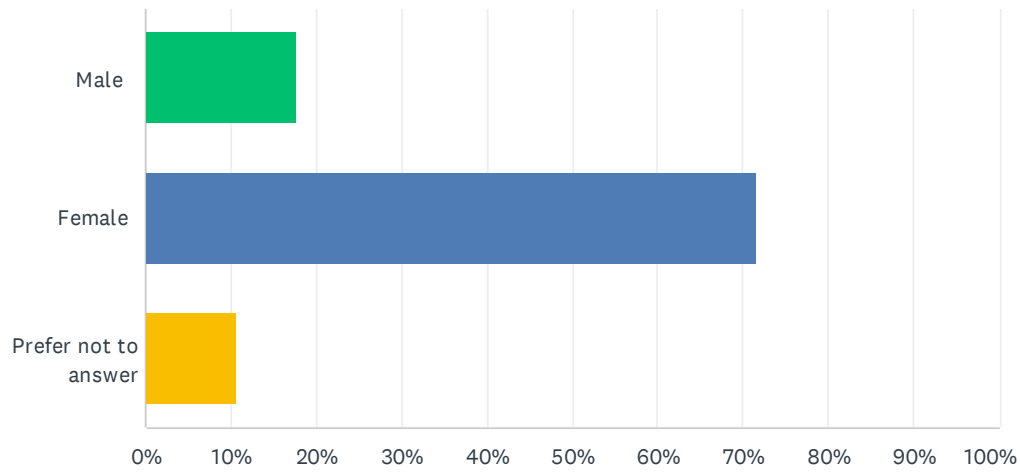
Answered: 719 Skipped: 0



ANSWER CHOICES	RESPONSES	
Strongly Agree	18.92%	136
Agree	36.30%	261
Disagree	12.24%	88
Strongly Disagree	4.59%	33
Not Applicable	27.96%	201
TOTAL		719

## Q34 Which best describes you?

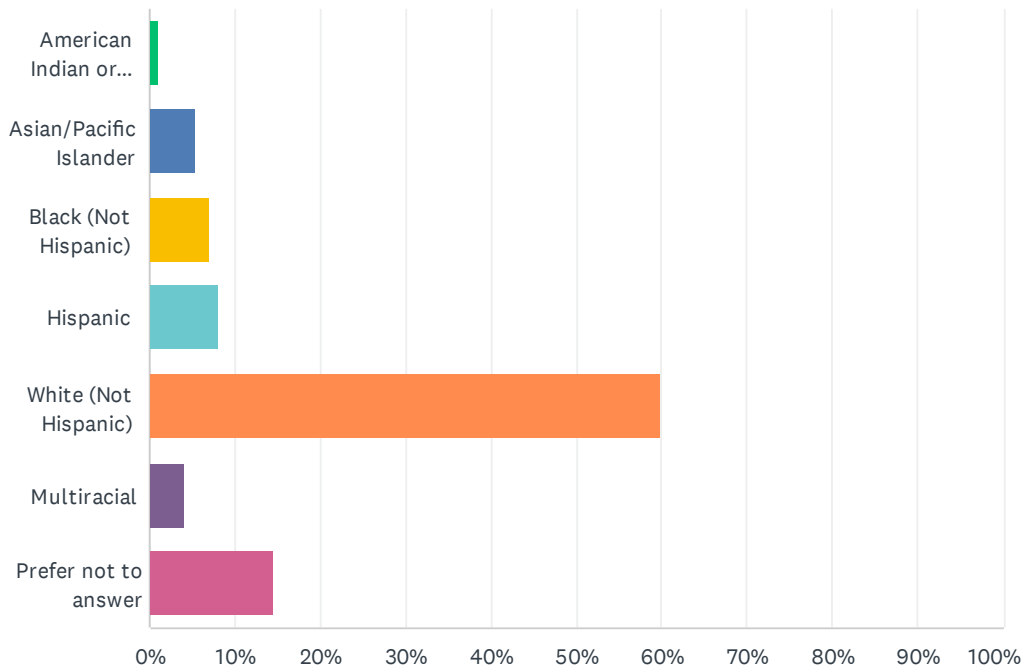
Answered: 719 Skipped: 0



ANSWER CHOICES	RESPONSES	
Male	17.66%	127
Female	71.63%	515
Prefer not to answer	10.71%	77
TOTAL		719

## Q35 Which best describes you?

Answered: 719 Skipped: 0



ANSWER CHOICES	RESPONSES	
American Indian or Alaska Native	0.97%	7
Asian/Pacific Islander	5.29%	38
Black (Not Hispanic)	7.09%	51
Hispanic	8.21%	59
White (Not Hispanic)	59.94%	431
Multiracial	4.03%	29
Prefer not to answer	14.46%	104
TOTAL		719

